

# BECOME AN AFFILIATE – EARN MONEY WORKING FROM HOME

[CONTACT@ITUNIVERSITY.RO](mailto:CONTACT@ITUNIVERSITY.RO)



# WHO ARE WE?

- <https://learn.ituniversity.ro>
- Over 30 000 students registered on over 10 courses
- We provide online IT trainings in English for both beginner and advanced attendees
- Highly skilled and certified instructors
- Courses are hands-on, real-world scenarios about Ethical Hacking and Penetration Testing, Mobile Penetration Testing, VMWare, Linux, web hosting, networking, etc.
- The platform offers “30-day refund policy” for students so they can get their money back if they are not pleased with the course



# AFFILIATE SHARE REVENUES

- You get 40% off the sales you generate
- You get 50% off the sales you generate if you generated at least €1000 (total amount) on previous month (E.g.: sell 10 courses of €10 each and you get €4 x 10 = €40, sell one course for €100 and get €50)
- You are going to be provided with 90%, 75%, 50% discount coupons codes so you can adapt the price depending on the market
- You see all the sales you generated and get the money directly on your PayPal account from the platform on the first days of each month
- You have no fix working place or schedule: You work when you want, from where you want and for as long as you want!
- No contract bonding and you can work for as long on your own terms.
- You sell more, you get more!
- You can sell more for less money or you can sell less but for more money – it's your choice! (Ex: sell 10 courses of €10 each and you get €3 x 10 = €30 or sell one course for €100 and get €30)
- Bonus: you will be provided with webinars access and trainings to learn how to improve your sales skills

# AFFILIATES – HOW IT WORKS?

- We provide content (video shared)
- We handle hosting
- We provide discount coupon codes
- You promote the coupon codes using your affiliate code (you will see how you can get such code in the next slides)
- We share revenue you generate with you
- For example: anyone who will register using the links you posted (on Facebook, Twitter, your website/blog, etc.) will be considered as affiliate sales that will be shared in between you and us



# HOW IT WORKS – SIMPLIFIED PROCESS

Step 1

- We provide content and discount coupons

Step 2

- You post them and promote them using your affiliate (tracking) code

Step 3

- You monitor how many people registered using your links and you will see your earnings in real-time

Step 4

- You get your money in your PayPal account at the beginning of each month

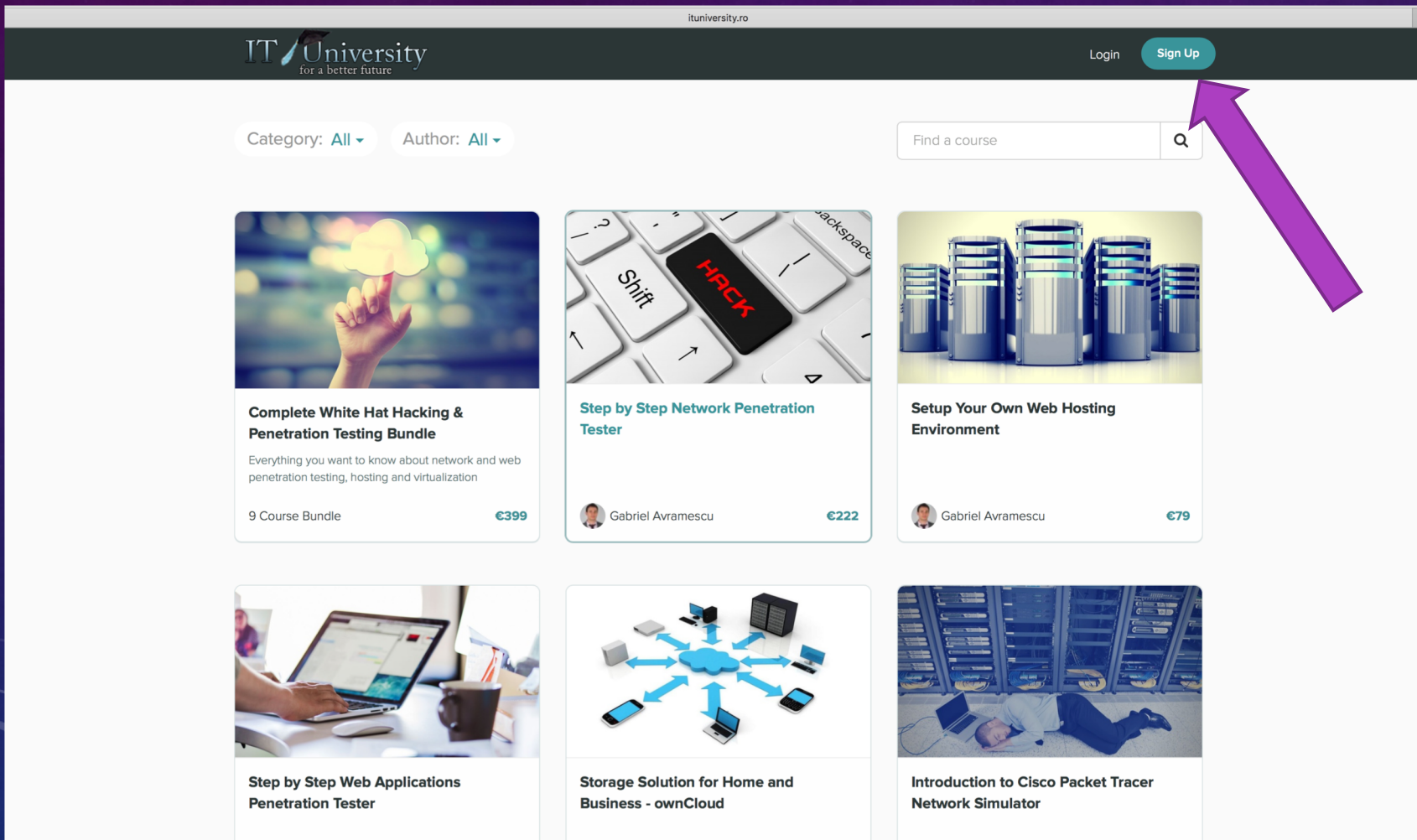


HOW TO BECOME AFFILIATE?



# REGISTER ON [HTTPS://LEARN.ITUNIVERSITY.RO](https://learn.ituniversity.ro)

Create a free account on <https://learn.ituniversity.ro> then send a email to [gabriel.avramescu@ituniversity.ro](mailto:gabriel.avramescu@ituniversity.ro) with the subject "BECOME AFFILIATE"

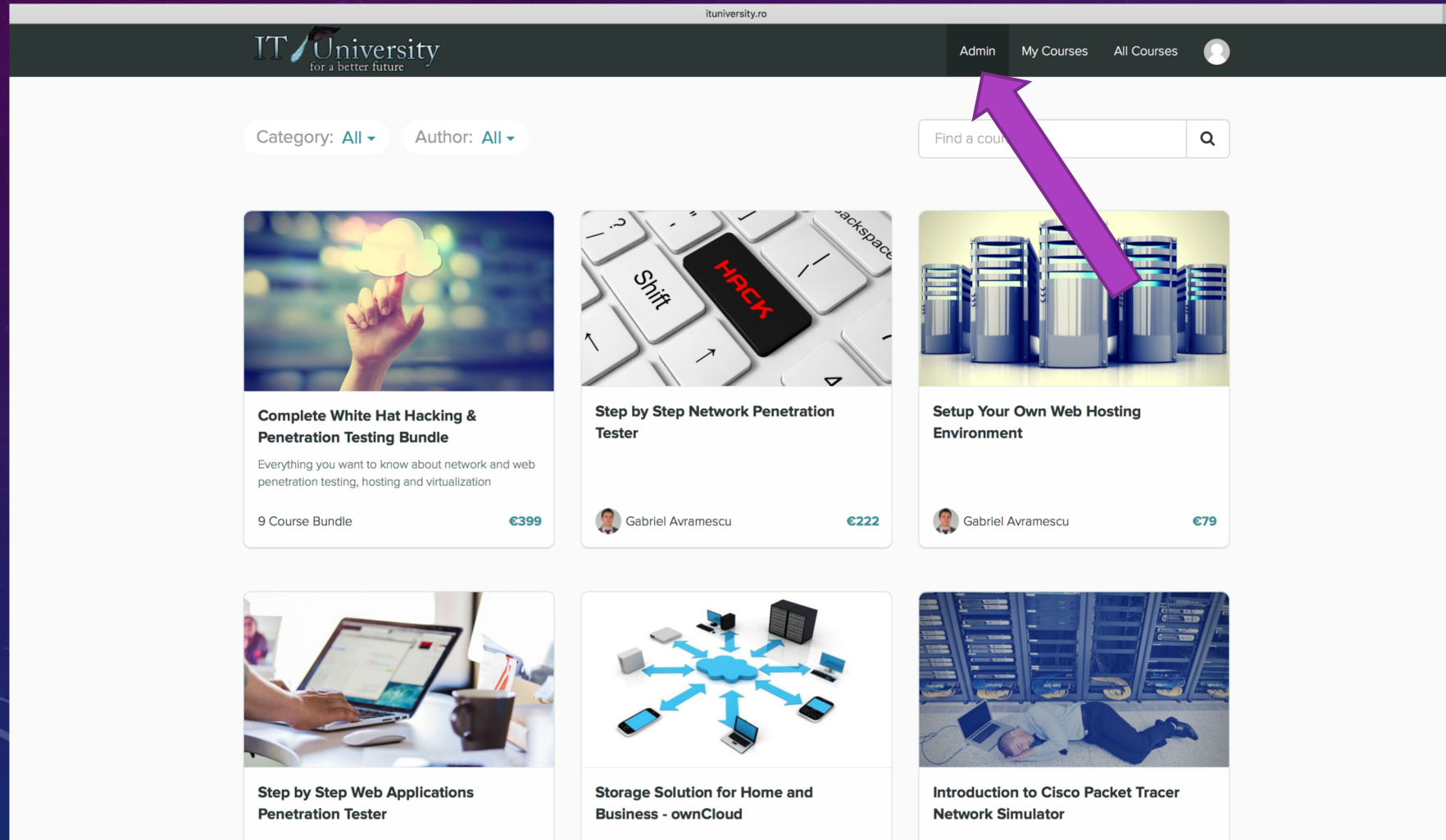


The screenshot displays the IT University website interface. At the top, the logo "IT University for a better future" is on the left, and "Login" and "Sign Up" buttons are on the right. Below the header, there are filters for "Category: All" and "Author: All", and a search bar labeled "Find a course" with a magnifying glass icon. A red arrow points to the "Sign Up" button. The main content area features six course cards arranged in a 2x3 grid:

- Complete White Hat Hacking & Penetration Testing Bundle**: Everything you want to know about network and web penetration testing, hosting and virtualization. 9 Course Bundle. Price: €399.
- Step by Step Network Penetration Tester**: Price: €222.
- Setup Your Own Web Hosting Environment**: Price: €79.
- Step by Step Web Applications Penetration Tester**
- Storage Solution for Home and Business - ownCloud**
- Introduction to Cisco Packet Tracer Network Simulator**

# CHECK YOUR AFFILIATE STATUS

After your affiliate account was activated you will receive an email and the "Admin" button will appear on your <https://learn.ituniversity.ro> account



The screenshot displays the IT University website interface. At the top, the header includes the IT University logo and navigation links: "Admin", "My Courses", and "All Courses". A purple arrow points to the "Admin" button. Below the header, there are filters for "Category: All" and "Author: All", and a search bar labeled "Find a course". The main content area features a grid of course cards. The first row includes "Complete White Hat Hacking & Penetration Testing Bundle" (€399), "Step by Step Network Penetration Tester" (€222), and "Setup Your Own Web Hosting Environment" (€79). The second row includes "Step by Step Web Applications Penetration Tester", "Storage Solution for Home and Business - ownCloud", and "Introduction to Cisco Packet Tracer Network Simulator".

IT University  
for a better future

Admin My Courses All Courses

Category: All Author: All

Find a course

**Complete White Hat Hacking & Penetration Testing Bundle**  
Everything you want to know about network and web penetration testing, hosting and virtualization  
9 Course Bundle €399

**Step by Step Network Penetration Tester**  
Gabriel Avramescu €222

**Setup Your Own Web Hosting Environment**  
Gabriel Avramescu €79

**Step by Step Web Applications Penetration Tester**

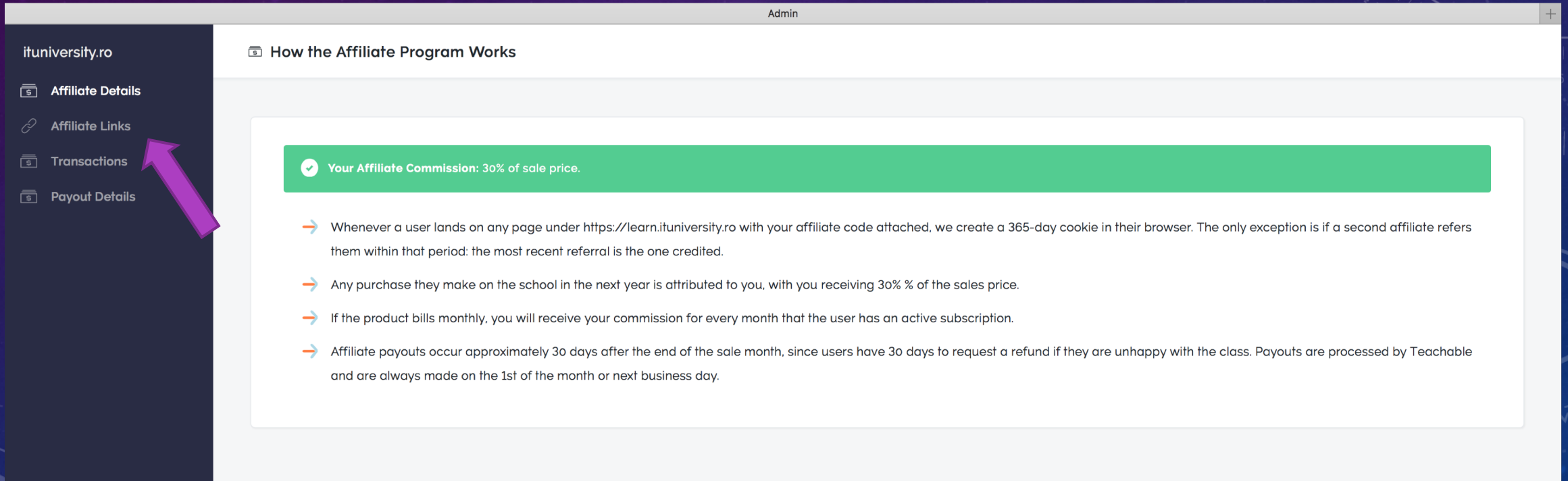
**Storage Solution for Home and Business - ownCloud**

**Introduction to Cisco Packet Tracer Network Simulator**



# CHECK YOUR SHARING REVENUE PERCENTAGE

Go to <https://learn.ituniversity.ro/admin/affiliate/details> or press on the Admin button



The screenshot displays the Admin interface of ituniversity.ro. On the left, a dark sidebar contains the site name and four menu items: 'Affiliate Details', 'Affiliate Links', 'Transactions', and 'Payout Details'. A large purple arrow points to the 'Affiliate Details' option. The main content area is titled 'How the Affiliate Program Works' and features a green banner stating 'Your Affiliate Commission: 30% of sale price.' Below this, four bullet points with orange arrows describe the commission structure: a 365-day cookie, attribution to the most recent referral, monthly commissions for active subscriptions, and payouts occurring 30 days after the sale month.

Admin

ituniversity.ro

- Affiliate Details
- Affiliate Links
- Transactions
- Payout Details

## How the Affiliate Program Works

✓ **Your Affiliate Commission: 30% of sale price.**

- Whenever a user lands on any page under <https://learn.ituniversity.ro> with your affiliate code attached, we create a 365-day cookie in their browser. The only exception is if a second affiliate refers them within that period: the most recent referral is the one credited.
- Any purchase they make on the school in the next year is attributed to you, with you receiving 30% % of the sales price.
- If the product bills monthly, you will receive your commission for every month that the user has an active subscription.
- Affiliate payouts occur approximately 30 days after the end of the sale month, since users have 30 days to request a refund if they are unhappy with the class. Payouts are processed by Teachable and are always made on the 1st of the month or next business day.

# GET YOUR AFFILIATE CODE ID

Go to <https://learn.ituniversity.ro/admin/affiliate/links> or press on the "Affiliate Links" button

ituniversity.ro

- Affiliate Details
- Affiliate Links**
- Transactions
- Payout Details

## Affiliate Links

✔ Your Affiliate Code: 7745\_rwfcrgio

Enter any ituniversity.ro URL to generate a direct affiliate link (e.g. to a course sales page).

Here's your URL with the added affiliate code. Click the link to copy it.

[https://learn.ituniversity.ro/?affcode=7745\\_rwfcrgio](https://learn.ituniversity.ro/?affcode=7745_rwfcrgio)



# TRANSACTIONS

- Transactions shows the sales you've generated as a general history and a more detailed breakdown.

Learn Teachable

TRANSACTIONS

History

Breakdown

History


Export CSV

Add Filter ▾

Search for transactions by student

Sort by Purchase Date ▾

↓ DESC



No Transactions at This Time

Course transactions will appear here after making your first sale.

Learn More About Selling Your Course

# DAILY TRANSACTIONS

Kate's School

TRANSACTIONS

History

Breakdown

Breakdown

Affiliate Sales

This is a breakdown of your sales as an affiliate.

By Day


DATE	# SALES	GROSS CHARGE	AFFILIATE REVENUE
Mon 06/12/17	0	\$0.00	\$0.00
Sun 06/11/17	0	\$0.00	\$0.00
Sat 06/10/17	0	\$0.00	\$0.00
Fri 06/09/17	0	\$0.00	\$0.00
Thu 06/08/17	0	\$0.00	\$0.00
Wed 06/07/17	0	\$0.00	\$0.00
Tue 06/06/17	0	\$0.00	\$0.00
Mon 06/05/17	0	\$0.00	\$0.00
Sun 06/04/17	0	\$0.00	\$0.00




# PAYOUT DETAILS

- **Payout Details** allows an affiliate to set up payments with PayPal


Kate's School




Affiliate Details




Affiliate Links




Transactions



Payout Details



Payout Details



This school has enabled their own payment gateway, so they will be responsible for paying you out for your affiliate earnings. Please contact the school owner for details on your payout schedule.

PayPal Email Address


This is the PayPal address Teachable will use to pay you out monthly for any transactions that occur through Teachable's payment gateways. Transactions processed through custom gateways will be paid out via the School owner directly.

you@example.com

Past Payouts

Show Payout History

Save



[Learn more](#) about setting up payments in the Teachable Knowledge Base

# CREATE YOUR OWN AFFILIATE LINKS USING PROVIDED COUPONS

- Insert your affiliate code in the link provided by us (replace YOUR\_CODE with the affiliate code id obtained in the previous step on learn.ituniversity.ro). For example, if the affiliate code is 7745\_rwfcrgio, the final links is as below:
- [https://learn.ituniversity.ro/p/complete-white-hat-hacking-penetration-testing-bundle/?product\\_id=88178&coupon\\_code=BECOMEHACKER&affcode=7745\\_rwfcrgio](https://learn.ituniversity.ro/p/complete-white-hat-hacking-penetration-testing-bundle/?product_id=88178&coupon_code=BECOMEHACKER&affcode=7745_rwfcrgio)
- Anyone who buys using an affiliate link like above will appear in your affiliate account so you will know your revenue in real time!



# FURTHER DOCUMENTATION AND VIDEO

- Scroll down to see the video called: “Affiliate View”
- <https://support.teachable.com/hc/en-us/articles/219826967-Setting-Up-Affiliates>
- Further information about coupon codes:
- <https://support.teachable.com/hc/en-us/articles/115000591407-Can-Affiliates-Market-My-Course-with-a-Coupon-Code->
- Multiple Affiliates:
- <https://support.teachable.com/hc/en-us/articles/115000590791-How-Does-Teachable-Handle-Multiple-Affiliates->

# IMPORTANT: “30-DAY REFUND POLICY”!

- What does it mean? It means that the platform offers “30-day refund policy” for students so they can get their money back if they are not pleased with the course
- It implies that we and you will get paid after those 30 days passes
- Example:
  - John Doe register to a course on 4<sup>th</sup> of October
  - 30 days expires on 3<sup>th</sup> of November
  - We (both instructors and affiliates) will get paid on the 1<sup>st</sup> of December (first day of the next month after those 30 days expires)
- Example 2: for the students registered on November, instructors and affiliates will get paid on January
- Example 3: for the students register on December, instructors and affiliates will get paid on February
- You will in your account each student who registers using your affiliate code!!



# CONTACT

- [contact@ituniversity.ro](mailto:contact@ituniversity.ro)
- <https://www.facebook.com/ituniversityro>
- <http://twitter.com/ituniversityro>
- <https://www.linkedin.com/company/ituniversityro>

Thank you 😊